

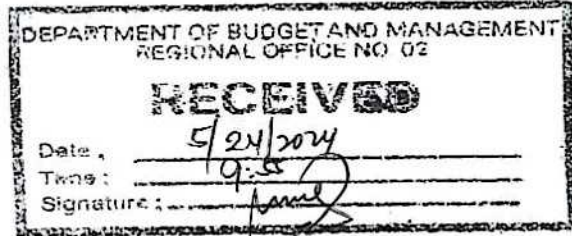


OFFICE OF THE UNIVERSITY PRESIDENT

OP-5001-EC-DBM-2024-05-031

May 15, 2024

**DIR. CHERRY W. BRAVO**  
Acting Regional Director IV  
Department of Budget & Management RO2  
Regional Government Center  
Dalan na Pavvurulun, Cor. Imammo  
Carig Sur, Tuguegarao City



**Madam:**


Greetings!

May we respectfully submit the CSU's Monthly Report of Disbursement for the month of April 2024.

Thank you and more power.

Very truly yours,

**ARTHUR G. IBANEZ, Ph.D., ASEAN Engr.**  
OIC-Office of the University President



cc: COA Office - CSU



DATE: MAY 16 2024  
TIME: 10:01  
STAFF: [Handwritten Signature]



**VISION**  
CSU as a foremost, with  
quality, service, and  
excellence in the  
education, research and  
extension fields to  
meet the needs of  
the people and to  
contribute to the  
development of the  
country.

**MISSION**  
To provide quality education through  
academic excellence, innovation and  
research, to develop, inspire and  
nurture the potential of every  
student, and to contribute to the  
development of the country.

**CORE VALUES**  
Competence  
Quality  
Integrity  
Unity  
Resilience

**MONTHLY REPORT OF DISBURSEMENT**  
For the month of April 2024

Department : State Universities and Colleges (SUC's)  
Agency/Unit : Capayon State University  
Operating Unit : not applicable  
Organization Code : 08 022 00000  
Fund Character : 01 - Regular Agency Fund


Particulars	Current Year Budget					Prior Year's Account Payable					Grand Total					Remarks
	PS	MOOE	Func's	CO	TOTAL	PS	MOOE	Func's	CO	TOTAL	PS	MOOE	Func's	CO	TOTAL	
<b>CASH DISBURSEMENTS</b>																
Notice of Cash Allocation (NCA)	90,536,896.08	14,410,957.19	0.00	5,525,799.55	79,473,652.82	0.00	0.00	0.00	0.00	79,473,652.82	99,536,696.08	14,410,957.19	0.00	5,525,799.55	79,473,652.82	
HDS Checks Issued	459,809.13	60,000.00	0.00	0.00	79,473,652.82	0.00	0.00	0.00	0.00	79,473,652.82	59,536,696.08	14,410,957.19	0.00	5,525,799.55	79,473,652.82	
Advice to Debit Account	59,085,695.95	13,249,957.19	0.00	5,525,799.55	78,861,272.69	0.00	0.00	0.00	0.00	78,861,272.69	59,085,695.95	14,330,957.19	0.00	5,525,799.55	79,473,652.82	
Notice of Transfer Allocation (NTA)	0.00	0.00	0.00	0.00	0.00	0.00	0.00	0.00	0.00	0.00	0.00	0.00	0.00	0.00		
HDS Checks Issued	0.00	0.00	0.00	0.00	0.00	0.00	0.00	0.00	0.00	0.00	0.00	0.00	0.00	0.00		
Advice to Debit Account	0.00	0.00	0.00	0.00	0.00	0.00	0.00	0.00	0.00	0.00	0.00	0.00	0.00	0.00		
Working Fund for F&R	0.00	0.00	0.00	0.00	0.00	0.00	0.00	0.00	0.00	0.00	0.00	0.00	0.00	0.00		
Cash Disbursement Ceiling (CDC)	0.00	0.00	0.00	0.00	0.00	0.00	0.00	0.00	0.00	0.00	0.00	0.00	0.00	0.00		
<b>TOTAL CASH DISBURSEMENTS</b>	<b>99,536,696.08</b>	<b>14,410,957.19</b>	<b>0.00</b>	<b>5,525,799.55</b>	<b>79,473,652.82</b>	<b>0.00</b>	<b>0.00</b>	<b>0.00</b>	<b>0.00</b>	<b>79,473,652.82</b>	<b>99,536,696.08</b>	<b>14,410,957.19</b>	<b>0.00</b>	<b>5,525,799.55</b>	<b>79,473,652.82</b>	
<b>NON-CASH DISBURSEMENTS</b>																
Tax Remittance Advice Issued (TRA)	4,700,573.23	512,223.58	0.00	0.00	5,212,796.81	0.00	0.00	0.00	0.00	5,212,796.81	4,700,573.23	512,223.58	0.00	0.00	5,212,796.81	
Non-Cash Assessment Activity (NCAVA)	0.00	0.00	0.00	0.00	0.00	0.00	0.00	0.00	0.00	0.00	0.00	0.00	0.00	0.00		
Disbursements effected through outright deductions from claims (please specify)	0.00	0.00	0.00	0.00	0.00	0.00	0.00	0.00	0.00	0.00	0.00	0.00	0.00	0.00		
Disbursement of equipment e.g. personal benefits	0.00	0.00	0.00	0.00	0.00	0.00	0.00	0.00	0.00	0.00	0.00	0.00	0.00	0.00		
Retention for loss of government property	0.00	0.00	0.00	0.00	0.00	0.00	0.00	0.00	0.00	0.00	0.00	0.00	0.00	0.00		
Unpaid damages and similar claims	0.00	0.00	0.00	0.00	0.00	0.00	0.00	0.00	0.00	0.00	0.00	0.00	0.00	0.00		
Other/OTF, JTF-Documentation Stamp Tax, etc.)	0.00	0.00	0.00	0.00	0.00	0.00	0.00	0.00	0.00	0.00	0.00	0.00	0.00	0.00		
<b>TOTAL NON-CASH DISBURSEMENTS</b>	<b>4,700,573.23</b>	<b>512,223.58</b>	<b>0.00</b>	<b>0.00</b>	<b>5,212,796.81</b>	<b>0.00</b>	<b>0.00</b>	<b>0.00</b>	<b>0.00</b>	<b>5,212,796.81</b>	<b>4,700,573.23</b>	<b>512,223.58</b>	<b>0.00</b>	<b>0.00</b>	<b>5,212,796.81</b>	
<b>GRAND TOTAL</b>	<b>64,236,979.31</b>	<b>14,923,180.77</b>	<b>0.00</b>	<b>5,525,799.55</b>	<b>84,685,809.63</b>	<b>0.00</b>	<b>0.00</b>	<b>0.00</b>	<b>0.00</b>	<b>84,685,809.63</b>	<b>64,236,979.31</b>	<b>14,923,180.77</b>	<b>0.00</b>	<b>5,525,799.55</b>	<b>84,685,809.63</b>	

Particulars	PS	MOOE	Func's	CO	TOTAL	Prior Year's Account Payable					STIP-TOTAL	PS	MOOE	Func's	CO	TOT AL
						PS	MOOE	Func's	CO	TOTAL						
<b>Total Disbursement Available Received</b>																
NCA	336,906,519.71	217,209,631.00	0.00	0.00	554,116,150.71	0.00	0.00	0.00	0.00	0.00	0.00	0.00	0.00	0.00	0.00	0.00
NTA	0.00	0.00	0.00	0.00	0.00	0.00	0.00	0.00	0.00	0.00	0.00	0.00	0.00	0.00	0.00	0.00
Working Fund	14,945,691.91	5,212,796.81	0.00	0.00	19,568,888.72	0.00	0.00	0.00	0.00	0.00	0.00	0.00	0.00	0.00	0.00	0.00
TRA	0.00	0.00	0.00	0.00	0.00	0.00	0.00	0.00	0.00	0.00	0.00	0.00	0.00	0.00	0.00	0.00
OTF	0.00	0.00	0.00	0.00	0.00	0.00	0.00	0.00	0.00	0.00	0.00	0.00	0.00	0.00	0.00	0.00
NCAVA	22,911,988.95	1,029,432.41	0.00	0.00	23,941,421.36	0.00	0.00	0.00	0.00	0.00	0.00	0.00	0.00	0.00	0.00	0.00
Less: Notice of Transfer of Allocation (NTA) issued	0.00	0.00	0.00	0.00	0.00	0.00	0.00	0.00	0.00	0.00	0.00	0.00	0.00	0.00	0.00	0.00
Total Disbursement Available	359,858,501.66	223,241,860.81	0.00	0.00	583,099,362.47	0.00	0.00	0.00	0.00	0.00	0.00	0.00	0.00	0.00	0.00	0.00
Less:																
Largest NCA	11,762.23	0.00	0.00	0.00	11,762.23	0.00	0.00	0.00	0.00	0.00	0.00	0.00	0.00	0.00	0.00	0.00
Disbursements	291,079,285.39	7,473,652.82	0.00	0.00	308,552,938.21	0.00	0.00	0.00	0.00	0.00	0.00	0.00	0.00	0.00	0.00	0.00
Less Other Non-Cash Disbursements	0.00	0.00	0.00	0.00	0.00	0.00	0.00	0.00	0.00	0.00	0.00	0.00	0.00	0.00	0.00	0.00
Disbursements effected through outright deductions from claims	0.00	0.00	0.00	0.00	0.00	0.00	0.00	0.00	0.00	0.00	0.00	0.00	0.00	0.00	0.00	0.00
Overpayment of expense e.g. personnel benefits	0.00	0.00	0.00	0.00	0.00	0.00	0.00	0.00	0.00	0.00	0.00	0.00	0.00	0.00	0.00	0.00
Retention for loss of government property	0.00	0.00	0.00	0.00	0.00	0.00	0.00	0.00	0.00	0.00	0.00	0.00	0.00	0.00	0.00	0.00
Expended earnings and similar claims	0.00	0.00	0.00	0.00	0.00	0.00	0.00	0.00	0.00	0.00	0.00	0.00	0.00	0.00	0.00	0.00
Others (e.g. TRF, HR, Dues Stamp, etc.)	0.00	0.00	0.00	0.00	0.00	0.00	0.00	0.00	0.00	0.00	0.00	0.00	0.00	0.00	0.00	0.00
Add/less Adjustments (e.g. cancelled/slated checks)	0.00	0.00	0.00	0.00	0.00	0.00	0.00	0.00	0.00	0.00	0.00	0.00	0.00	0.00	0.00	0.00
Balance of Disbursement Available as at date	45,879,216.37	11,762.23	0.00	0.00	45,890,978.60	0.00	0.00	0.00	0.00	0.00	0.00	0.00	0.00	0.00	0.00	0.00
Total Disbursement Program	40,729,000.00	11,762.23	0.00	0.00	40,740,762.23	0.00	0.00	0.00	0.00	0.00	0.00	0.00	0.00	0.00	0.00	0.00
Less: Annual Disbursements	31,541,432.87	7,473,652.82	0.00	0.00	38,015,085.69	0.00	0.00	0.00	0.00	0.00	0.00	0.00	0.00	0.00	0.00	0.00
(Over)/Under spending	20,228,867.31	7,473,652.82	0.00	0.00	27,702,520.13	0.00	0.00	0.00	0.00	0.00	0.00	0.00	0.00	0.00	0.00	0.00

Notes: \* The use of NCA is discouraged  
\*\* Amounts should tally with the grand total disbursement column

Checked by:   
MONTE ALBERTO CLIZMAN, CPA  
Unit Head, Finance  
Date: May 10, 2024

Reviewed by:   
ERIC G. GERON, CPA  
CFO  
Date: May 10, 2024

Reviewed by:   
WENESSA B. DIMALALAN  
VP for Admin & Finance  
Date: May 10, 2024

Approved by:   
ARTHUR G. FELICIA, Ph.D., ASEAN ESG  
President of the University  
Date: May 10, 2024



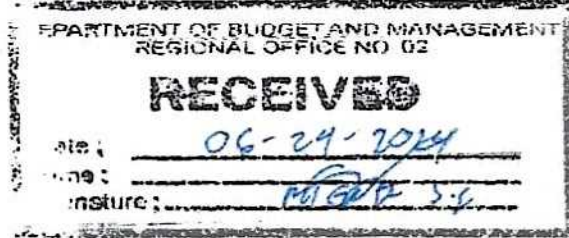
OFFICE OF THE UNIVERSITY PRESIDENT

DATE: 06-21-24  
TIME: P.M.  
STAFF: [Signature]

OP-5001-EC-DBM-2024-06-033

June 18, 2024

DIR. CHERRY W. BRAVO  
Acting Director IV  
Department of Budget & Management  
Regional Office No. II,  
Carig Sur, Tuguegarao City



Dear Madam:

May we respectfully submit the CSU's Monthly Report of Disbursement for the month of May 2024.

Thank you and more power.

Very truly yours,

ARTHUR C. IBANEZ, Ph.D., ASEAN Engr.  
OIC-Office of the University President



Cc: COA Office-CSU



VISION

To be a world-class university that produces graduates who are globally competitive and socially responsible.

MISSION

To provide quality education that produces graduates who are globally competitive and socially responsible.

CORE VALUES


Integrity  
Excellence  
Innovation  
Service  
Sustainability

**MONTHLY REPORT OF DISBURSEMENTS**  
For the month of May 2024


Department : State Universities and Colleges (SUCS)  
 Agency/Entity : Cagayan State University  
 Operating Unit : < not applicable >  
 Organization Code (UACS) : 08 022 000000  
 Fund Cluster : 01 - Regular Agency Fund

Particulars	Current Year Budget				Prior Year's Accounts Payable				Current Year's Accounts Payable				Grand Total				Remarks	
	PS	MOE	MOE	MOE	PS	MOE	MOE	MOE	PS	MOE	MOE	MOE	PS	MOE	MOE	MOE		
CASH DISBURSEMENTS	135,105,598.06	164,153,935.26	0.00	0.00	110,121,419.16	180,533,935.50	0.00	0.00	3,331,923.78	3,331,923.78	0.00	0.00	3,331,923.78	186,865,877.28	135,105,598.06	164,153,935.26	14,344,342.96	186,865,877.28
Notice of Cash Allocation (NCA)	135,105,598.06	164,153,935.26	0.00	0.00	110,121,419.16	180,533,935.50	0.00	0.00	3,331,923.78	3,331,923.78	0.00	0.00	3,331,923.78	186,865,877.28	135,105,598.06	164,153,935.26	14,344,342.96	186,865,877.28
MCS Checks Issued	615,789.43	60,709.00	0.00	0.00	0.00	676,477.43	0.00	0.00	0.00	0.00	0.00	0.00	676,477.43	615,789.43	60,709.00	0.00	676,477.43	676,477.43
Advice to Debt Account	135,489,829.63	163,555,227.26	0.00	0.00	110,121,419.16	180,533,935.50	0.00	0.00	3,331,923.78	3,331,923.78	0.00	0.00	3,331,923.78	186,183,388.85	135,489,829.63	163,555,227.26	14,344,342.96	186,183,388.85
Notice of Transfer Allocation (NTA)	0.00	0.00	0.00	0.00	0.00	0.00	0.00	0.00	0.00	0.00	0.00	0.00	0.00	0.00	0.00	0.00	0.00	0.00
MDS Checks Issued	0.00	0.00	0.00	0.00	0.00	0.00	0.00	0.00	0.00	0.00	0.00	0.00	0.00	0.00	0.00	0.00	0.00	0.00
Advice to Debt Account	0.00	0.00	0.00	0.00	0.00	0.00	0.00	0.00	0.00	0.00	0.00	0.00	0.00	0.00	0.00	0.00	0.00	0.00
Working Fund for FAPs	0.00	0.00	0.00	0.00	0.00	0.00	0.00	0.00	0.00	0.00	0.00	0.00	0.00	0.00	0.00	0.00	0.00	0.00
Cash Disbursement Ceiling (CDC)	0.00	0.00	0.00	0.00	0.00	0.00	0.00	0.00	0.00	0.00	0.00	0.00	0.00	0.00	0.00	0.00	0.00	0.00
TOTAL CASH DISBURSEMENTS	135,105,598.06	164,153,935.26	0.00	0.00	110,121,419.16	181,210,413.18	0.00	0.00	3,331,923.78	3,331,923.78	0.00	0.00	3,331,923.78	186,865,877.28	135,105,598.06	164,153,935.26	14,344,342.96	186,865,877.28
NON-CASH DISBURSEMENTS	8,010,166.51	1,170,711.60	0.00	0.00	0.00	9,180,878.11	0.00	0.00	0.00	0.00	0.00	0.00	0.00	9,180,878.11	8,010,166.51	1,170,711.60	0.00	9,180,878.11
Tax Remittance Advice Issued (TRAI)	8,010,166.51	1,170,711.60	0.00	0.00	0.00	9,180,878.11	0.00	0.00	0.00	0.00	0.00	0.00	0.00	9,180,878.11	8,010,166.51	1,170,711.60	0.00	9,180,878.11
Non-Cash Allocation Authority (NCAA)	0.00	0.00	0.00	0.00	0.00	0.00	0.00	0.00	0.00	0.00	0.00	0.00	0.00	0.00	0.00	0.00	0.00	0.00
Unamortized Intangible through Outright Acquisition (from donors, foreign society, etc.)	0.00	0.00	0.00	0.00	0.00	0.00	0.00	0.00	0.00	0.00	0.00	0.00	0.00	0.00	0.00	0.00	0.00	0.00
Development of expertise, personnel benefits, consultant or other government projects	0.00	0.00	0.00	0.00	0.00	0.00	0.00	0.00	0.00	0.00	0.00	0.00	0.00	0.00	0.00	0.00	0.00	0.00
Unliquidated obligations and similar claims	0.00	0.00	0.00	0.00	0.00	0.00	0.00	0.00	0.00	0.00	0.00	0.00	0.00	0.00	0.00	0.00	0.00	0.00
Other (TR - BIR/Documentary Stamp TR)	0.00	0.00	0.00	0.00	0.00	0.00	0.00	0.00	0.00	0.00	0.00	0.00	0.00	0.00	0.00	0.00	0.00	0.00
TOTAL NON-CASH DISBURSEMENTS	8,010,166.51	1,170,711.60	0.00	0.00	0.00	9,180,878.11	0.00	0.00	0.00	0.00	0.00	0.00	0.00	9,180,878.11	8,010,166.51	1,170,711.60	0.00	9,180,878.11
GRAND TOTAL	144,115,764.57	175,324,646.86	0.00	0.00	110,121,419.16	190,391,291.29	0.00	0.00	3,331,923.78	3,331,923.78	0.00	0.00	3,331,923.78	196,046,755.39	144,115,764.57	175,324,646.86	14,344,342.96	196,046,755.39

Total Disbursement Authorities Received : 336,808,519.74  
 NCA : 317,239,051.00  
 NTA : 0.00  
 Working Fund : 0.00  
 TRAI : 19,589,868.74  
 CDC : 0.00  
 NCAA : 0.00  
 Less: Notice of Transfer of Allocations (NTA) Issued : 336,808,519.74  
 Total Disbursement Authorities Available : 0.00  
 Less: : 0.00  
 Lapsed NCA : 11,762.23  
 Disbursements : 291,019,205.59  
 Less: Other Non-Cash Disbursements : 0.00  
 Disbursements effected through outright decisions from claims : 0.00  
 Overpayment of expense & personnel benefits : 0.00  
 Retention for loss of government property : 0.00  
 Liquidated damages and similar claims : 0.00  
 Others (e.g. TEF, BTR, Docs Stamp, etc.) : 0.00  
 Add: Adjustments (e.g. cancelled/deleted checks) : 0.00  
 Balance of Disbursement Authorities as at date : 45,878,551.97  
 Total Disbursements Program : 146,836,009.00  
 Less: Actual Disbursements : 291,019,205.59  
 (Over)/Under spending : 254,183,794.61

Approved by:   
 Arthena P. Pison, CPA  
 Office of the University President  
 Date: 5-Jun-24

Approved by:   
 VP for Admin & Finance  
 Date: 5-Jun-24

Approved by:   
 Arthena P. Pison, CPA  
 Office of the University President  
 Date: 5-Jun-24



OFFICE OF THE UNIVERSITY PRESIDENT

OP-5001-EC-DBM-2024-07-034

July 9, 2024

**MS. CHERRY W. BRAVO**  
Acting Director IV  
Department of Budget and Management – R02  
Regional Government Center  
Dalan na Pavyurulun, Cor. Imammo  
Tuguegarao City, Cagayan

DEPARTMENT OF BUDGET AND MANAGEMENT  
REGIONAL OFFICE NO. 02

RECEIVED

DATE: 7/12/24  
TIME: 9:20 AM  
SIGNATURE: [Signature]

Dear Madam:

Greetings!


May we respectfully submit the Monthly Report of Disbursement of Cagayan State University for the month of June 2024.

Thank you and more power.

Very truly yours,

**ARTHUR G. IBÁÑEZ, Ph.D., ASEAN Engr.**  
OIC-Office of the University President

cc: COA Office- CSU



**VISION**  
To be a globally-recognized leader in quality education, research, and service, committed to the development of a sustainable and equitable society.

**MISSION**  
To provide quality education, research, and service that will develop the human resources and leadership of tomorrow.

**CORE VALUES**  
Quality, Integrity, Service, Innovation, Sustainability

MONTHLY REPORT OF DISBURSEMENTS  
For the month of June 2024

Department : State Universities and Colleges (SUCS)  
 Agency/City : Cagayan State University  
 Operating Unit : < not applicable >  
 Organization Code (UACS) : 00 022 0000000  
 Fund Cluster : 01 - Regular Agency Fund  
 (e.g. UACS Fund Cluster: 01-Regular Agency Fund, 02-Foreign Assisted Projects Fund, 03-Special Account-locally Funded/Domestic Grants Fund, etc.)

Particulars	Current Year Budget					Prior Year's Budget					Grand Total					Remarks
	PS	MOOE	FLKX	CO	TOTAL	PS	MOOE	FLKX	CO	TOTAL	PS	MOOE	FLKX	CO	TOTAL	
CASH DISBURSEMENTS	63,707,212.56	138,846,048.70	0.00	1,145,108.93	193,659,370.21	0.00	10,000,000.00	4,103,547.69	14,103,547.69	14,103,547.69	0.00	0.00	0.00	0.00	14,103,547.69	
MOOE Cash Allocation (MCA)	63,707,212.56	138,846,048.70	0.00	1,145,108.93	193,659,370.21	0.00	10,000,000.00	4,103,547.69	14,103,547.69	14,103,547.69	0.00	0.00	0.00	0.00	14,103,547.69	
MDS Checks Issued	155,195.27	0.00	0.00	0.00	155,195.27	0.00	0.00	0.00	0.00	0.00	0.00	0.00	0.00	0.00	0.00	
Advance to Debt Account	63,552,017.31	138,846,048.70	0.00	1,145,108.93	193,542,174.94	0.00	10,000,000.00	4,103,547.69	14,103,547.69	14,103,547.69	0.00	0.00	0.00	0.00	14,103,547.69	
Notice of Transfer Allocation (NTA)	0.00	0.00	0.00	0.00	0.00	0.00	0.00	0.00	0.00	0.00	0.00	0.00	0.00	0.00	0.00	
MDS Checks Issued	0.00	0.00	0.00	0.00	0.00	0.00	0.00	0.00	0.00	0.00	0.00	0.00	0.00	0.00	0.00	
Advance to Debt Account	0.00	0.00	0.00	0.00	0.00	0.00	0.00	0.00	0.00	0.00	0.00	0.00	0.00	0.00	0.00	
Working Fund for PAs	0.00	0.00	0.00	0.00	0.00	0.00	0.00	0.00	0.00	0.00	0.00	0.00	0.00	0.00	0.00	
Cash Disbursement Ceiling (CDC)	0.00	0.00	0.00	0.00	0.00	0.00	0.00	0.00	0.00	0.00	0.00	0.00	0.00	0.00	0.00	
Working Fund for PAs	0.00	0.00	0.00	0.00	0.00	0.00	0.00	0.00	0.00	0.00	0.00	0.00	0.00	0.00	0.00	
TOTAL CASH DISBURSEMENTS	63,707,212.56	138,846,048.70	0.00	1,145,108.93	193,659,370.21	0.00	10,000,000.00	4,103,547.69	14,103,547.69	14,103,547.69	0.00	0.00	0.00	0.00	14,103,547.69	
NON-CASH DISBURSEMENTS	5,432,939.79	702,500.99	0.00	0.00	6,135,440.78	0.00	0.00	0.00	0.00	0.00	0.00	0.00	0.00	0.00	0.00	
Tim Remittance Advances Issued (TRA)	5,432,939.79	702,500.99	0.00	0.00	6,135,440.78	0.00	0.00	0.00	0.00	0.00	0.00	0.00	0.00	0.00	0.00	
Non-Cash Advance Authority (NCAA)	0.00	0.00	0.00	0.00	0.00	0.00	0.00	0.00	0.00	0.00	0.00	0.00	0.00	0.00	0.00	
Disbursements against receipt (outright disbursement against receipt)	0.00	0.00	0.00	0.00	0.00	0.00	0.00	0.00	0.00	0.00	0.00	0.00	0.00	0.00	0.00	
Disbursement against receipt (outright disbursement against receipt)	0.00	0.00	0.00	0.00	0.00	0.00	0.00	0.00	0.00	0.00	0.00	0.00	0.00	0.00	0.00	
Restoration for loss of government property	0.00	0.00	0.00	0.00	0.00	0.00	0.00	0.00	0.00	0.00	0.00	0.00	0.00	0.00	0.00	
Liquidated damages and similar claims	0.00	0.00	0.00	0.00	0.00	0.00	0.00	0.00	0.00	0.00	0.00	0.00	0.00	0.00	0.00	
Other (TF, BT, Documentary Stamp Tax, etc.)	0.00	0.00	0.00	0.00	0.00	0.00	0.00	0.00	0.00	0.00	0.00	0.00	0.00	0.00	0.00	
TOTAL NON-CASH DISBURSEMENTS	5,432,939.79	702,500.99	0.00	0.00	6,135,440.78	0.00	0.00	0.00	0.00	0.00	0.00	0.00	0.00	0.00	0.00	
GRAND TOTAL	69,140,152.37	139,548,549.69	0.00	1,145,108.93	199,832,811.99	0.00	10,000,000.00	4,103,547.69	14,103,547.69	14,103,547.69	0.00	0.00	0.00	0.00	14,103,547.69	

Particulars	Previous Report				This Month				As at Date			
	(1)	(2)	(3)	(4)	(1)	(2)	(3)	(4)	(1)	(2)	(3)	(4)
Total Disbursement Authorities Received	490,575,518.66	201,005,450.78	700,640,970.63	605,737,703.00	490,575,518.66	201,005,450.78	700,640,970.63	605,737,703.00	490,575,518.66	201,005,450.78	700,640,970.63	605,737,703.00
NCA	470,827,753.00	194,930,010.00	665,737,703.00	0.00	470,827,753.00	194,930,010.00	665,737,703.00	0.00	470,827,753.00	194,930,010.00	665,737,703.00	0.00
NTA	0.00	0.00	0.00	0.00	0.00	0.00	0.00	0.00	0.00	0.00	0.00	0.00
Working Fund	0.00	0.00	0.00	0.00	0.00	0.00	0.00	0.00	0.00	0.00	0.00	0.00
TRA	28,747,765.66	6,135,440.78	34,883,207.03	0.00	28,747,765.66	6,135,440.78	34,883,207.03	0.00	28,747,765.66	6,135,440.78	34,883,207.03	0.00
CDC	0.00	0.00	0.00	0.00	0.00	0.00	0.00	0.00	0.00	0.00	0.00	0.00
NCAA	0.00	0.00	0.00	0.00	0.00	0.00	0.00	0.00	0.00	0.00	0.00	0.00
Less: Notice of Transfer of Allocations (NTA) Issued	490,575,518.65	201,005,450.78	700,640,970.63	0.00	490,575,518.65	201,005,450.78	700,640,970.63	0.00	490,575,518.65	201,005,450.78	700,640,970.63	0.00
Total Disbursement Authorities Available	0.00	0.00	0.00	0.00	0.00	0.00	0.00	0.00	0.00	0.00	0.00	0.00
Less:	11,762.23	0.00	11,762.23	0.00	11,762.23	0.00	11,762.23	0.00	11,762.23	0.00	11,762.23	0.00
Lapsed NCA	487,085,800.98	213,899,359.66	681,002,319.66	0.00	487,085,800.98	213,899,359.66	681,002,319.66	0.00	487,085,800.98	213,899,359.66	681,002,319.66	0.00
Disbursements	0.00	0.00	0.00	0.00	0.00	0.00	0.00	0.00	0.00	0.00	0.00	0.00
Less: Other Non-Cash Disbursements	0.00	0.00	0.00	0.00	0.00	0.00	0.00	0.00	0.00	0.00	0.00	0.00
Disbursements effected through outright deduction from claims	0.00	0.00	0.00	0.00	0.00	0.00	0.00	0.00	0.00	0.00	0.00	0.00
Overpayment of interest (e.g. personal benefits)	0.00	0.00	0.00	0.00	0.00	0.00	0.00	0.00	0.00	0.00	0.00	0.00
Reclamation for loss of government property	0.00	0.00	0.00	0.00	0.00	0.00	0.00	0.00	0.00	0.00	0.00	0.00
Liquidated damages and similar claims	0.00	0.00	0.00	0.00	0.00	0.00	0.00	0.00	0.00	0.00	0.00	0.00
Others (e.g. TEF, BT, Docs Stamp, etc.)	0.00	0.00	0.00	0.00	0.00	0.00	0.00	0.00	0.00	0.00	0.00	0.00
Adjustments (e.g. cancelled checks)	32,487,190.64	(12,930,007.50)	19,556,868.74	0.00	32,487,190.64	(12,930,007.50)	19,556,868.74	0.00	32,487,190.64	(12,930,007.50)	19,556,868.74	0.00
Balance of Disbursement Authorities as at date	693,888,000.00	164,155,000.00	708,043,000.00	0.00	693,888,000.00	164,155,000.00	708,043,000.00	0.00	693,888,000.00	164,155,000.00	708,043,000.00	0.00
Total Disbursements Program	457,685,082.87	207,869,917.90	665,746,000.77	0.00	457,685,082.87	207,869,917.90	665,746,000.77	0.00	457,685,082.87	207,869,917.90	665,746,000.77	0.00
Less: Voucher Disbursements	238,023,917.13	(103,706,917.90)	132,286,999.23	0.00	238,023,917.13	(103,706,917.90)	132,286,999.23	0.00	238,023,917.13	(103,706,917.90)	132,286,999.23	0.00
(Over)Under spending												

Notes: - The use of NTA is discouraged  
 - Amounts should tally with the grand total disbursement (column 27).  
 Certified Copy  
 MONALIZA A. ESCOBAR, CPA  
 University Accountant  
 Date: July 8, 2024

Approved By:  
 EMERITA P. GERON, CPA  
 FBO  
 Date: July 8, 2024

Approved By:  
 THERESA B. DINAYANTIA, Ph.D.  
 Vice-Chancellor for Administration  
 Date: July 8, 2024

Approved By:  
 ARTHUR B. IBANEZ, Ph.D., ASEAN  
 Vice-Chancellor for Administration  
 Date: July 8, 2024